



# Conservation News & Notes

Volume 022 Number 1 Spring 2022

## Attention Please!

Canyon Soil Conservation District (Canyon SCD) Newsletter will be going virtual. The Newsletter will no longer be delivered through the United States Postal Service.



To continue receiving Canyon SCD Newsletter, I need your email address.

Please send your email address to me @ [Lori.Kent@id.nacdnet.net](mailto:Lori.Kent@id.nacdnet.net).

FYI—Canyon SCD Newsletter is available at <https://www.canyonsoilconservation.org>

Thank you!

CSCD No-Till Drill



Board of Supervisors .....	2
Soil Stewardship Week .....	2
319 Funds Available .....	2
Western Idaho Ag Expo .....	3
Display Day at Capitol .....	4
Division III Spring Meeting ...	5
Upcoming Events .....	5
Kid's Connection .....	6
Recipe Spot .....	8

### QUOTE:

"Our task must be to free ourselves by widening our circle of compassion to embrace all living creatures and the whole of nature and its beauty."

-Albert Einstein.

**Your Canyon SCD**

**Supervisors:**

Mike Swartz, Chairman  
 Robert McKellip, Vice Chair  
 David Dixon, Sec./Treas.  
 Mike Somerville, Supervisor  
 Rex Runkle, Supervisor

**Associate Supervisors:**

Tom Johnson  
 Rich Sims  
 Matt Livingood

**District Staff:**

Lori Kent,  
 Administrative Assistant  
 Outreach  
 Stan Haye  
 Soil Conservation  
 Technician

**NRCS Staff:**

Tate Walters — Treasure Valley High Desert Team Leader/ Caldwell District Conservationist  
 Erin Brooks — Caldwell Resource Conservationist  
 Josh Chapman — Caldwell Resource Conservationist  
 Martin Pena — Civil Engineering Technician  
 Bobby Hilton — Civil Engineering Technician  
 Taylor Schulze — Civil Engineer  
 Rich Sims — CSCD Associate Supervisor/Earth Team Volunteer  
 Martha Schmidt — Soil Conservationist  
 Benjamin Stiff — Range Conservationist

District board meetings are held the first Thursday after the first Tuesday of each month. Meetings are open to the public. Call the office for exact times.

All programs and services of the Canyon Soil Conservation District are offered on a nondiscriminatory basis without regard to race, color, national origin, religion, sex, age, disability, marital or familial status and political beliefs.

**Canyon SCD Website**  
<https://www.canyonsoilconservation.org>

**Canyon SCD No-Till Drill is busy helping Land/Owners continue conservation on their land.  
 See map below of Canyon No-Till Drill Locations.**



\*\*\*


\*\*\*

\*\*\*

\*\*\*

**319 Project Before & After**

There is 319 Funding available to improve natural resources, soil and water runoff on your property. If you live in the Lower Boise Watershed area, contact Canyon SCD to see what funding is available. See the pictures below of the before and after project installed. The Landowner/Operator used gravity irrigation before replacing & installing a New Pivot. The Picture on the left before using gravity irrigation on two fields with runoff. Picture on right after installing Pivot Irrigation to control runoff. Contact Stan Haye at 208-779-3446 or Lori Kent at 208-779-3443 for more information.



**Mission:**  
 The Canyon Soil Conservation District is committed to providing quality leadership, information, education, technical assistance and financial assistance for the conservation and wise use of natural resources.

## Western Idaho Ag Expo

Canyon SCD was able to attend this event held January 24th & 25th. Over the two day event 200 people visited our booth. At this yearly event Canyon SCD/Natural Resources Conservation Service & Farm Service Agency (Sister Agencies) have booths side by side. Lori made sure both booths were stocked with Outreach flyers/brochures, pens/pencils, fans, USDA bags and candy for all!



Canyon SCD Display



Farm Service Agency Display



AgroNatural Sciences



1940 R.C. Case, Restored by Alva and Roger Tish, Painted by: Guy Stauffer "The Paint Guy"



A few of other displays at Ag Show



Integrate Biological Systems, Inc.

## Soil & Water Conservation District Display Day at the Capitol

Ada, Boundary, Bonner, Benewah, Kootenai-Shoshone, Panhandle Seedling Program, Butte, Canyon, Gem, Squaw Creek, Valley, Gooding, Wood River, Central Bingham, North Bingham, Power, Franklin, Caribou, Bear Lake, Oneida and the Drip & Drop Waterdrop Display attended Capitol Display Day on January 18, 2022. Along with District Supervisors, Admin. Assistants and Outreach Staff, Idaho Soil & Water Commission (ISWCC) Directors and Staff, along with Idaho Association of Soil Conservation District (IASCD) Directors. The event was held from 8 AM to 3 PM on January 19th. Legislators & their staff, general public and students was able to observe and visit with the group to learn how and what each district is doing to share information on conservation, natural resources & knowledge to understand the districts are here to help.



Canyon SCD Display




Benjamin Kelly IASCD Director (left) & Dave Dixon Canyon SCD Supervisor (right)



Wood River SWCD Display




Valley SWCD Display




Division I Display



Division V Display



Drip and Drop Waterdrop Display from Division V



Gem SCD & Squaw Creek SWCD Display

## Division III Spring Meeting

On March 1st, Ada, Adams, Bruneau River, Canyon, Elmore, Gem, Payette, Owyhee, Squaw Creek, Valley & Weiser held their annual Division III Spring Meeting at Roystone Hot Springs –Sweet Idaho. There were 28 in person & 11 Zoom attendees. Reports were given from Idaho Soil & Water Conservation Commission, Natural Resources Conservation Service, Idaho Association of Soil Conservation Districts, Idaho District Employee Association, WAG (Weiser/Lower Payette) and the Soil Conservation Districts/Soil & Water Conservation Districts activities.



Division III Spring Meeting Group



Division III Spring Meeting Group



Art Beal award to Mike Somerville



Mike Div. III Director 2013—2022

\*\*\*\*

\*\*\*\*

\*\*\*\*


\*\*\*\*

## Nick Molenaar Retires

After 20 years of dedication to Canyon County Landowners/Operators, Nick retires from the Farm Service Agency.

Caldwell Service Center Employees held a small retirement lunch/drinks/retirement cake/cookies/gift basket at the Caldwell Airport for Nick.

Nick will be missed. Happy Retirement!



Nick Molenaar

## Coming Events . . .

### District Board Meeting

Caldwell Service Center  
Conference Room  
7:00 PM to 9 PM  
April 7  
May 5  
June 9

### 319 TAC Meeting

WEBEX Meeting  
8:00 AM to 10:00 AM  
April 5  
May 3  
June 7

### Lower Boise River Watershed Advisory Group

WEBEX Meeting  
For more information  
contact 208-779-3443  
1:00 to 3:00 PM  
April 14  
May 12  
June 9

**NACD Stewardship Week** is one of the largest national programs to promote natural resource conservation. Celebrated annually since 1955 between the last Sunday in April and the first Sunday in May, NACD Stewardship Week reminds us of our individual responsibilities to care for natural resources. NACD's 67th Stewardship Week will be held **April 24 – May 1, 2022** with the theme **"Healthy Soil: Healthy Life."**

Each spring, NACD and thousands of dedicated conservationists organize a multitude of outreach events and educational learning experiences for students and adults in order to increase awareness about the importance of natural resource conservation. During Stewardship Week, local conservation districts and their state associations educate the public on the importance of soil health, water quality, pollinator habitat and other conservation topics. Different classroom activities, field visits and community events are hosted to honor and recognize efforts in conservation at the local level.

The Canyon Soil Conservation District will hold their **Poster Contest, October 3, 2022 & Speech Contest, September 30, 2022.** This year's theme will be **"Healthy Soil: Healthy Life"**, as part of Steward week & continued conservation and outreach education.

## Coin Toss Easter Game

By: Easy Peasy & Fun

This is a fun **Easter game** from my childhood. Me and my grandfather would play this game over and over again.

I do not know if this is something he came up or picked from someone though but either way but I thought it was really awesome and couldn't wait to play (for more than one reason).

We never had plastic Easter eggs, truth be told I don't even know if you could buy them at our local stores at that time, so we always made more than one batch of colored eggs.

One batch was always for the "show" – they were the ones that were displayed and were usually the ones that turned out the best.

These were not meant for eating as they would be displayed for days (these are also the ones that we used to play this game).

Other batches were made for eating and gifting as they had the freshness element the "show" ones lacked.

### How to Play Coin Toss Easter Game

To play this Easter game you'll need hard boiled, colored Easter eggs – preferably ones that can't be eaten any more (no need to waste good eggs).

You could also get away with Styrofoam eggs although the game will be a bit harder.

Lots of coins – cents, dollars (Euros or any other currency naturally).

Basket to put the eggs in.

Place a few eggs in the basket (one is enough really) – there still has to be lots of room in the basket.

Decide on the distance from where the game will be played (we usually use some duct tape to mark the standing point).

Taking turns players throw the coins towards the basket – aiming at the egg.

If a player manages to hit the egg so that the coin hits the egg and stays in the egg (not bounces away or misses it) the player gets to take all the coins that are in (and around) the basket.

This Easter game is great for hand eye coordination, vision motor skills and as there's an awesome reward if you win (which I did a lot – thanks' to my grandfather who was a master of letting me win without me knowing I was let to win).

\*\*\*\*

\*\*\*\*

\*\*\*\*

\*\*\*\*

## Easter Bunny Paper Plate Craft

Thebestideasforkids.com

### What you'll need to make the paper plate Easter Bunny:

-Construction Paper, Pom Poms, Pipe Cleaners, Googly Eyes, Small Paper Plates, Extreme Elmer Glue. These are pretty simple to do and are a perfect Easter craft for your toddler to do because of the simplicity! **For the nose:** take 3 pipe cleaners and twist them around each other in the center so that they are connected/stuck together. The part you twist is the hidden part that will go under the nose (pom poms) and will be hidden. This will leave you with the whiskers sticking out on both sides. Then glue to the paper plate. Leave time to let dry as this step will require it to be glued well or the pipe cleaners will fall off. You can also glue with hot glue (which will stay better) but make sure adults do this part and then let the kids glue the pom poms on once the hot glue has dried and cooled. Once glue is dry from the pipe cleaners, now glue on your nose (pom poms). **For the ears:** Really all you need to do is cut out some ears from white construction paper and then cut out a smaller inside ear with a different color. We chose pink and yellow.

**For the eyes:** We used googly eyes and just glued them on but you could also use construction paper and make the eyes yourself. **For**

**the mouth:** We simply just drew on the mouth with a black marker. That's it! We hope you have fun making this simple and easy Easter Bunny craft for kids!





**Agri-Lines**  
IRRIGATION INC.

Call for a quote!!  
(208)722-5121

**ZIMMATIC**  
BY LINDSAY

www.agri-lines.com

Modern solutions for your irrigation needs

**BENNETT CONST. CO., INC.**



Middleton, Idaho

"We pour new and fix old."

Call us for all your irrigation needs."

585-3255  
573-4500

**McKELLIP**  
SOD FARM

A RETAIL & WHOLESALE GROWER OF

208.467.5106 | McSOD.com

*beautiful sod*

**THE AMALGAMATED SUGAR COMPANY**



*Pure & Natural Sugar*  
*Since 1897*

Phone (208) 466-3541



Layne of Idaho, Inc.  
I-84, Exit 35 - Nampa, Idaho

Chris Salazar  
(c)208-318-4603  
(p)208-466-7376  
(f)208-466-5078  
sales@layneofidaho.com



Irrigation Pumps  
T-L Irrigation Systems  
Sales & Service  
Videos & Testing

*T-L The Choice Is Simple*



Your trusted source.

- Real Estate Financing
- Operating Lines of Credit
- Crop Insurance\*

208.468.1600 | northwestfcs.com

Here to Help You Grow™

**JESSE CARLTON**  
AG SALES / PRECISION SPECIALIST  
CELL 208.891.5299

jesse.carlton@burkstractor.com



220 Farmway Road  
PO Box 1196  
Caldwell, ID 83606  
PH 208.466.7875  
FX 208.795.5262

BURKSTRACTOR.COM

SERVING AGRICULTURE'S DRIP IRRIGATION NEEDS IN THE SOUTHWEST IDAHO REGION

**DRIP PRODUCTS:**  
Drip tape & tubing | Filtration  
Water treatment | Pumps & valves  
Monitoring & automation  
Fittings | Pipe & layflat  
Moisture monitoring (SoilTech & Sentek)

**DRIP DESIGNS AVAILABLE FOR THE FOLLOWING CROPS:**  
Onions | Corn | Hops | Mint  
Vineyard | Orchard | Potatoes

208-590-7242

KASEY GARRETT  
K GARRETT@AQUAIRR.COM  
CORBY GARRETT  
CGARRETT@AQUAIRR.COM  
JERRY STEVENSON  
JSTEVENSON@AQUAIRR.COM

**Aqua Irrigation**  
26300 SAND RD,  
PARMA, ID 83660  
WWW.AQUAIRR.COM

**SAGELY SOWN**

Your Southern Idaho Dealer for

**Precision**  
PLANTING

Mark Jensen  
mark@sagelysown.com

cell (208) 965-7809  
office (208) 495-3178

www.sagelysown.com

**Advertise**

**With**

**Canyon SCD**



**Interest Supply**

20488 Pinto Ln. Caldwell, Idaho 83607  
Phone (208) 453-9155

For all your irrigation needs



Pivots, Linears,  
K-Line, Wheelines,  
Handlines & PVC



**Advertise**

**With**

**Canyon SCD**

**Advertise**

**With**

**Canyon SCD**

*Thank you for advertising with the Canyon Soil Conservation District.*

*Recipe Spot . . .*

**Chocolate-Dipped Ice Cream Cone Cupcakes**

**Ingredients:**

- 1 Package French Vanilla or yellow cake mix (regular size)
- 24 Ice Cream Cake Cones (about 3 inches tall)
- 1/4 cup 2% milk
- 2 teaspoons vanilla extract

**Frosting:**

- 1 cup butter, softened
- 1/2 cup shortening
- 6 cups confectioners' sugar

**Glaze:**

- 4 cups semisweet chocolate chips
- 1/4 cup shortening
- colored sprinkles



**Directions**

1. Preheat oven to 350°. Grease 24 mini-muffin cups. Stand ice cream cones in additional mini-muffin cups.
2. Prepare cake mix batter according to package directions. Fill each greased muffin cup with 1 tablespoon batter. Divide remaining batter among ice cream cones (scant 2 tablespoons each).
3. Bake until a knife inserted in center comes out clean, 15-20 minutes. Cool in pans 5 minutes. Transfer both plain and cone cupcakes to wire racks; cool completely.
4. For frosting, beat butter and shortening until blended. Gradually beat in confectioners' sugar, milk and vanilla on medium speed until soft peaks form.
5. To assemble, spread a small amount of frosting on bottom of each plain cupcake; attach to top of a cone cupcake. Spread remaining frosting over top cupcakes, rounding tops to resemble a scoop of ice cream. Freeze until frosting is firm, 5-10 minutes.

---

**Canyon Soil  
Conservation District**  
2208 E. Chicago, Suite A  
Caldwell, Idaho 83605

NON-PROFIT ORG U.S. POSTAGE PAID CALDWELL, ID PERMIT NO. 65
--

CHANGE SERVICE REQUESTED

